

PROJECT
TYPE
NOTES
QUANTITY
DATE

GENERAL

Series: Domino

Brand: Panzeri

Division: Design

Mounting Type: Portable

Mounting Location: Table

Subcategory: Table

PHYSICAL

Shape: Cube

Length (mm): 110

Length (in): 4 5/16

Width (mm): 80

Width (in): 3 1/8

Height (mm): 130

Height (in): 5 1/8

Light Distribution: Omnidirectional

Weight (kg): 1.23

Weight (lbs): 2.7

Diffuser: Matte White Blown Glass

Fixture Finish: Metallic Gray

Fixture Material: Glass / Aluminum

ELECTRICAL

Number of Lamps: 1

Lamp Type: LED Retrofit

Lamp Shape: T4

Bulb Included: Bulb Not Included

Total Output Wattage (W): 3

Max. Wattage Per Lamp (W): 3

Lamp Base: G9

Input Voltage (V): 120

LED

OPTICAL

RATINGS AND CERTIFICATIONS

Certified By: CSA Certified to UL and CSA Standards

IP rating: IP40



DOMINO PORTABLE

D84080

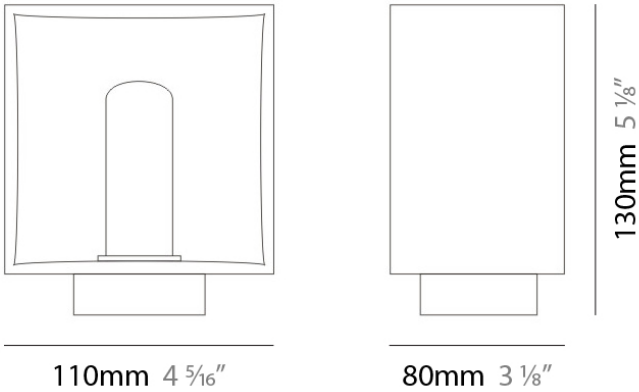
GENERAL
Series: Domino
Brand: Panzeri
Division: Design
Mounting Type: Portable
Mounting Location: Table
Subcategory: Table

PHYSICAL
Shape: Cube
Length (mm): 110
Length (in): 4 5/16
Width (mm): 80
Width (in): 3 1/8
Height (mm): 130
Height (in): 5 1/8
Light Distribution: Omnidirectional
Weight (kg): 1.23
Weight (lbs): 2.7
Diffuser: Black Blown Glass
Fixture Finish: Metallic Gray
Fixture Material: Glass / Aluminum

ELECTRICAL
Number of Lamps: 1
Lamp Type: LED Retrofit
Lamp Shape: T4
Bulb Included: Bulb Not Included
Total Output Wattage (W): 3
Max. Wattage Per Lamp (W): 3
Lamp Base: G9
Input Voltage (V): 120


LED
OPTICAL
RATINGS AND CERTIFICATIONS
Certified By: CSA Certified to UL and CSA Standards
IP rating: IP40

PROJECT
TYPE
NOTES
QUANTITY
DATE



GENERAL	
Series: Domino	
Brand: Panzeri	
Division: Design	
Mounting Type: Portable	
Mounting Location: Floor	
Subcategory: Floor	
PHYSICAL	
Shape: Cube	
Length (mm): 250	
Length (in): 9 1⁄4	
Width (mm): 160	
Width (in): 6 3⁄4	
Height (mm): 1650	
Height (in): 65	
Light Distribution: Omnidirectional	
Weight (kg): 0.5	
Weight (lbs): 1	
Diffuser: White & White Blown Glass	
Fixture Finish: Metallic Gray	
Fixture Material: Glass / Aluminum	
ELECTRICAL	
Number of Lamps: 2	
Lamp Type: LED Retrofit	
Lamp Shape: T4	
Bulb Included: Bulb Not Included	
Total Output Wattage (W): 6	
Max. Wattage Per Lamp (W): 3	
Lamp Base: G9	
Input Voltage (V): 120	
LED	
OPTICAL	
RATINGS AND CERTIFICATIONS	
Certified By: CSA Certified to UL and CSA Standards	
IP rating: IP40	

PROJECT	
TYPE	
NOTES	
QUANTITY	
DATE	



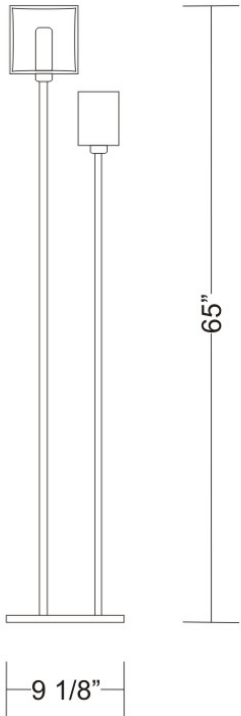
GENERAL
Series: Domino
Brand: Panzeri
Division: Design
Mounting Type: Portable
Mounting Location: Floor
Subcategory: Floor

PHYSICAL
Length (mm): 232
Length (in): 9 1/4
Width (mm): 165
Width (in): 6 1/2
Height (mm): 1650
Height (in): 65
Weight (kg): 1.23
Weight (lbs): 2.7
Diffuser: Matte White Printed Pyrex
Fixture Material: Metal






































































ELECTRICAL
Number of Lamps: 2
Lamp Type: LED Retrofit / Halogen
Lamp Shape: T10
Bulb Included: Bulb Not Included
Total Output Wattage (W): 28 / 120
Max. Wattage Per Lamp (W): 13 / 60
Lamp Base: G9
Input Voltage (V): 120

LED
OPTICAL
RATINGS AND CERTIFICATIONS
Certified By: CSA Certified to UL and CSA Standards
IP rating: IP40

PROJECT
TYPE
NOTES
QUANTITY
DATE



LEGEND

	floor-mounted		pivotal		special LED (upon request) RGB, RGBW, tunable, gold+, meat+, art+, fashion+
	wall and ceiling: recessed and surface mounted		rotating		warm dim / natural dimming LED
	ceiling-mounted and wall-mounted		illuminate tilted		rechargeable battery powered
	wall-mounted		color of suspension cable		fixture with natural vivid LED (upon request)
	omni-directional light distribution		length of suspension cable		color rendering index
	direct light distribution		reflector degree selection		color temperature
	direct/indirect light distribution		super spot		lumen (luminous flux)
	indirect light distribution		lens		efficacy (lumens per watt)
	asymmetric light distribution		lens pack		Unified Glare Rating (UGR) range from 5-40
	aura light distribution		shine ring		marine grade (AISI 316 stainless steel)
	round wall or ceiling cut-out		integrated shine ring with diffuser		walk on
	square wall or ceiling cut-out		free individual colors 01-29		drive on
	the supplied jig specifies the cutout dimensions		individual colors: 00 (free of charge), 01-25 (extra charge)		Dark Sky Compliance
	minimum distance (meters) lamp - object		luminaire part to be colored (F1)		Americans with Disabilities Act (less than 4" off the wall located between 27"-84" from floor)
	recessed depth		luminaire part to be colored (F2)		lamp protected against explosion
	ceiling thickness in mm		luminaire part to be colored (F3)		blown glass using traditional methods by master glass blower
	ceiling thickness selection		luminaire part to be colored (F4)		acoustic material
	dimmmable DP (phase), DV (0-10V), DD (dali), DS (step-dim)		luminaire part to be colored (F5)		protection class I, protection insulation
	included or excluded LED driver/transformer/ control gear		color of 3-circuit adaptor		protection class II, protection insulation
	separately switchable		indirect diffuser		ETL Certified to UL and CSA Standards
	sensor		direct diffuser		UL Certified to UL and CSA Standards
	remote control		ball-proof (upon request)		CSA Certified to UL and CSA Standards
	available upon request		accessory		Certified for North American Standards

IP RATING

	protected against ingress of solid bodies greater than 12.5mm (finger)
	protected against ingress of solid bodies greater than 2.5mm protected against sprays of water up to 60 degrees from the vertical (rain)
	protected against ingress of solid bodies greater than 1mm (wire) no protection against the ingress of moisture
	protected against ingress of solid bodies greater than 1mm (wire) protected against sprays of water up to 60 degrees from the vertical (rain)
	protected against ingress of solid bodies greater than 1mm (wire) protected against water splashed from all directions
	protected against limited ingress of dust (wet rooms/covered outdoor areas) protected against water splashed from all directions
	protected against ingress of dust protected against jets of water
	protected against ingress of dust protected against powerful jets of water or heavy seas
	protected against ingress of dust protected against immersion of water between 15cm - 1m for 30 minutes
	protected against ingress of dust protected against immersion of water under pressure for long periods

IK RATING

	protected against 0.14 joules impact (equivalent to 0.25kg mass dropped from 56mm above the surface)
	protected against 0.2 joules impact (equivalent to 0.25kg mass dropped from 80mm above the surface)
	protected against 0.35 joules impact (equivalent to 0.25kg mass dropped from 140mm above the surface)
	protected against 0.5 joules impact (equivalent to 0.25kg mass dropped from 200mm above the surface)
	protected against 0.7 joules impact (equivalent to 0.25kg mass dropped from 280mm above the surface)
	protected against 1 joules impact (equivalent to 0.25kg mass dropped from 400mm above the surface)
	protected against 2 joules impact (equivalent to 0.5kg mass dropped from 400mm above the surface)
	protected against 5 joules impact (equivalent to 1.7kg mass dropped from 300mm above the surface)
	protected against 10 joules impact (equivalent to 5.0kg mass dropped from 200mm above the surface)
	protected against 20 joules impact (equivalent to 5.0kg mass dropped from 400mm above the surface)